

## HealthTech Segment M&A Activity Brief Summary

2023-12-30

### Quick Stats

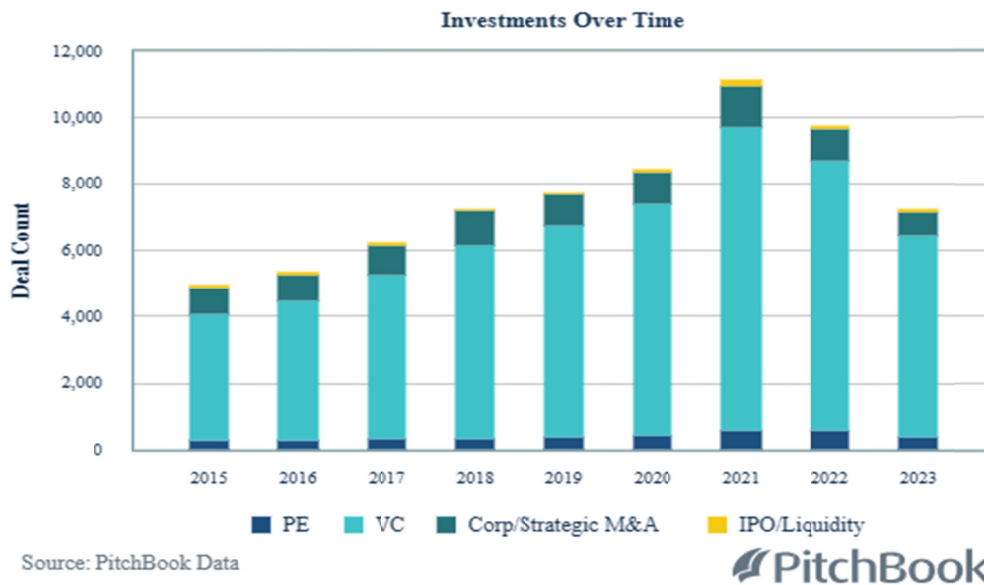
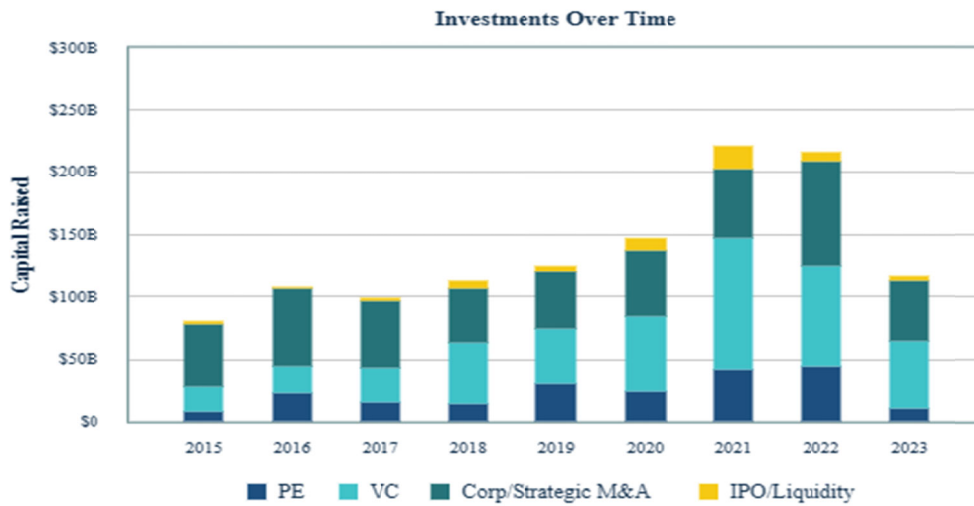
48,196  
Companies

125,738  
Deals

56,459  
Investors

By the end of 2023, there are about 48,196 companies involved M&A or capital raising activities in last 9 years, with about 56,459 investors involved globally, total with almost 125,738 deals.

Following pictures showed the trend in last 9 years (the data started from 2015).




Some sample companies get involved:

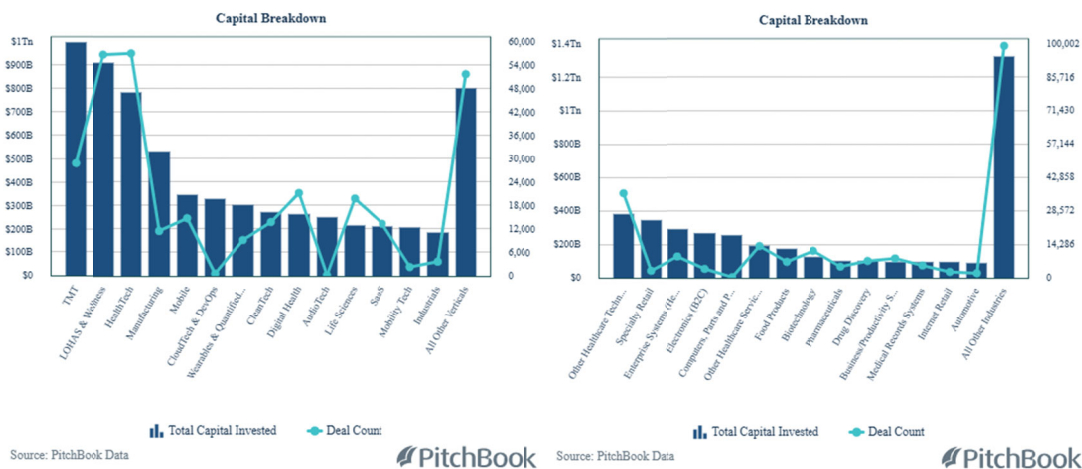
Untitled Map

Showing: 336 of 48196 Companies | Segmentation Method: Industry Sectors

Created on 01-06-2024 | Source: PitchBook



Sometime, company may cross over different industries and may recognized in different category. We also provided the capital breakdown according to different methodologies with different categorization.



Source: PitchBook Data

Total Capital Invested Deal Count

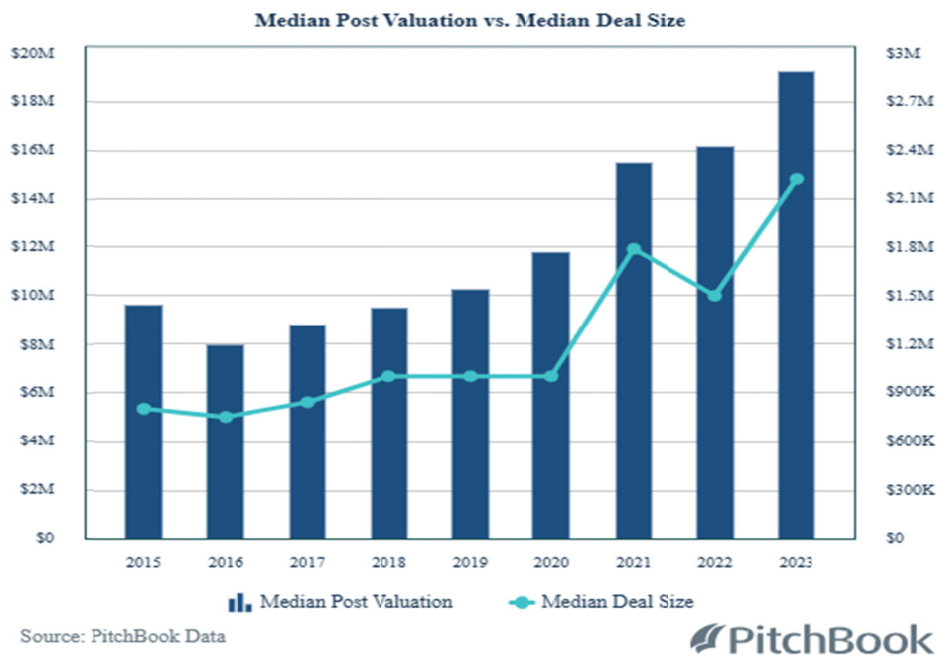
PitchBook Source: PitchBook Data

Total Capital Invested Deal Count

PitchBook

Other important indications are “Median Post Valuation” and Median Deal Size” to recognize the growth trend in the industry.

Here they are:



There are several different ways to exit: IPO, Buyout, Merge & Acquisition, Secondary Buyout.

Here is the distribution:

