

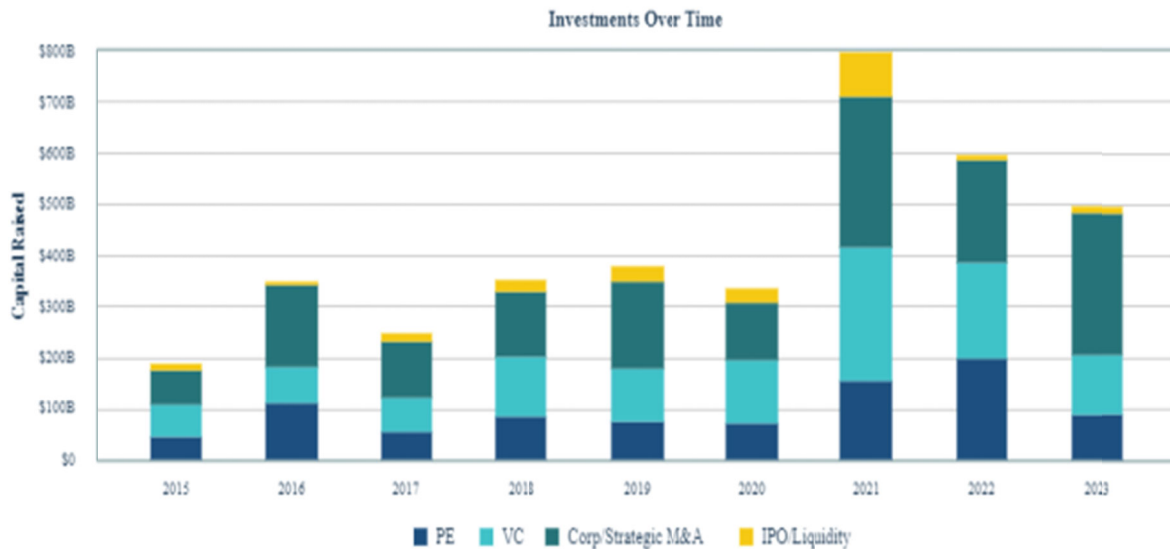
Software Segment M&A Activity Brief Summary

2023-12-30

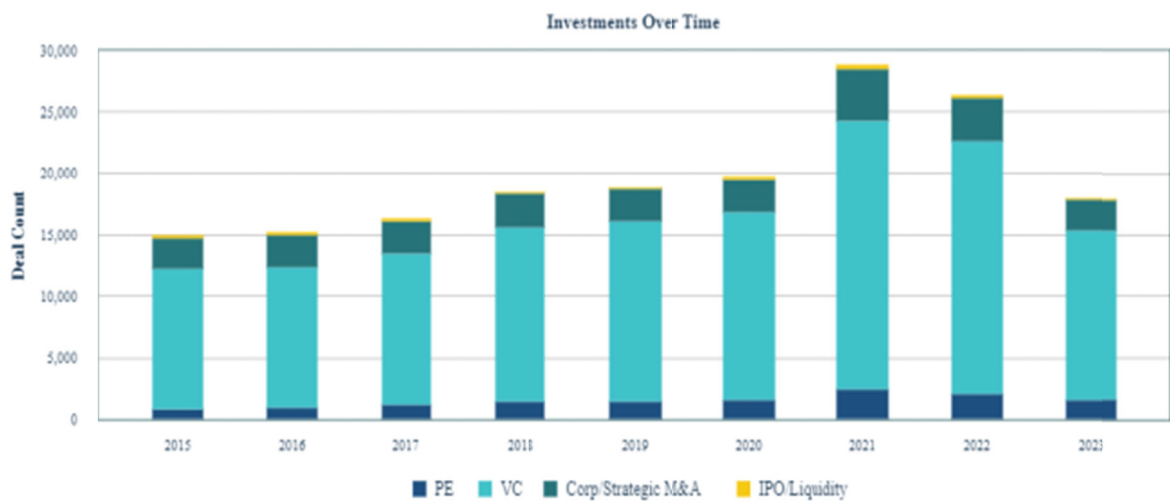
Quick Stats

142,074 Companies	317,443 Deals	117,558 Investors	63,909 Exits	\$89.00B Largest Deal	\$6.00Tn Capital Invested
-----------------------------	-------------------------	-----------------------------	------------------------	---------------------------------	-------------------------------------

By the end of 2023, there are about 142,074 companies involved M&A or capital raising activities in last 9 years, with about 117,558 investors involved globally, total with almost 317,443 deals. Following pictures showed the trend in last 9 years (the data started from 2015).



Source: PitchBook Data



Source: PitchBook Data




Some sample companies get involved:

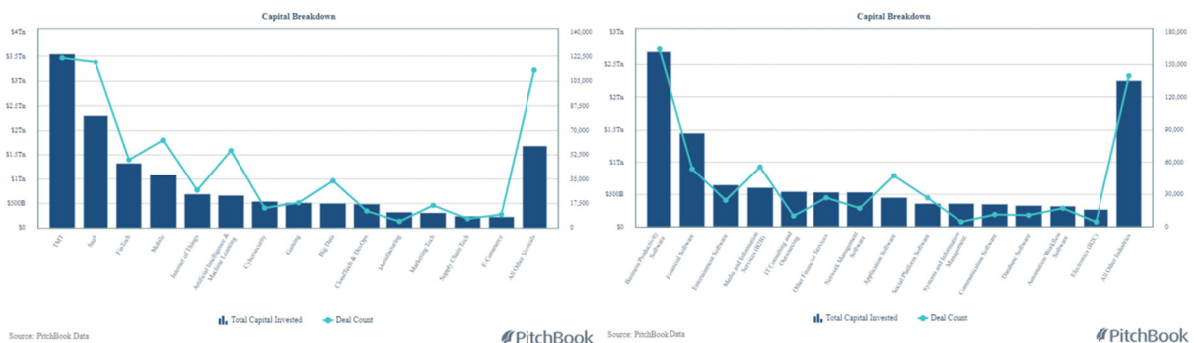
Untitled Map

Showing: 336 of 142074 Companies | Segmentation Method: Industry Sectors

Created on 01-09-2024 | Source: PitchBook

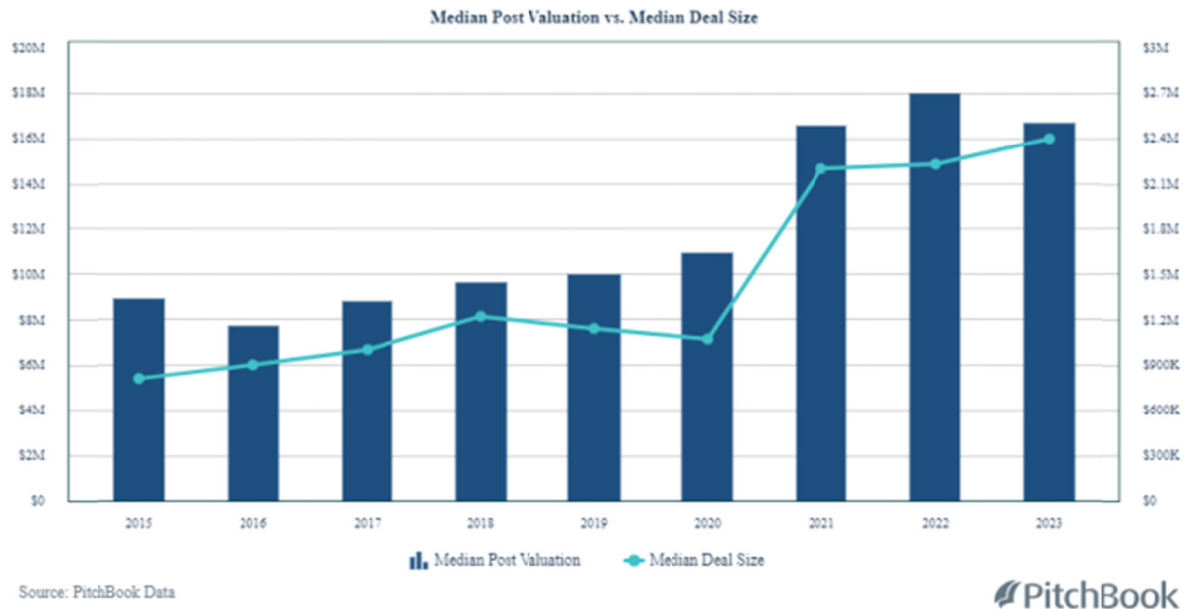


Sometime, company may cross over different industries and may recognized in different category. We also provided the capital breakdown according to different methodologies with different categorization.



Other important indications are “Median Post Valuation” and Median Deal Size” to recognize the growth trend in the industry.

Here they are:



There are several different ways to exit: IPO, Buyout, Merge & Acquisition, Secondary Buyout.

Here is the distribution:

